



# Anti-Human Fab-CH1 2nd Generation Biosensors

*For quantitation and kinetic characterization of human Fab, F(ab')<sub>2</sub>, and IgG*

## Key features

- Rapid quantitation of all subclasses of human Fab, F(ab')<sub>2</sub>, and IgG
- Easy capture of human Fab, F(ab')<sub>2</sub>, and IgG for kinetic analysis with antigen
- Capture of IgG for analysis of Fc receptor binding
- No recognition towards human kappa or lambda light chains
- No cross-reactivity towards bovine or mouse IgG

## Overview

Human antibodies are the most vital research candidates in drug discovery and development of bio-therapeutics. The detection and characterization of human IgG is of paramount importance for research scientists. The Dip and Read™ Anti-Human Fab-CH1 2nd Generation (FAB2G) Biosensor is an improved version of our original FAB biosensor. It comes pre-immobilized with a similar llama antibody fragment (BAC BV) that binds specifically to the CH1 domain of all four human IgG subclasses (Figure 1), and enables an easy and rapid method of quantitation (Figure 2) and kinetic characterization (Figure 3) of human Fab, F(ab')<sub>2</sub>, and IgG. The high specificity of the sensor towards the CH1 domain of the heavy chain and the lack of recognition towards light chains makes it particularly suitable for quantitation of crude samples from expression.

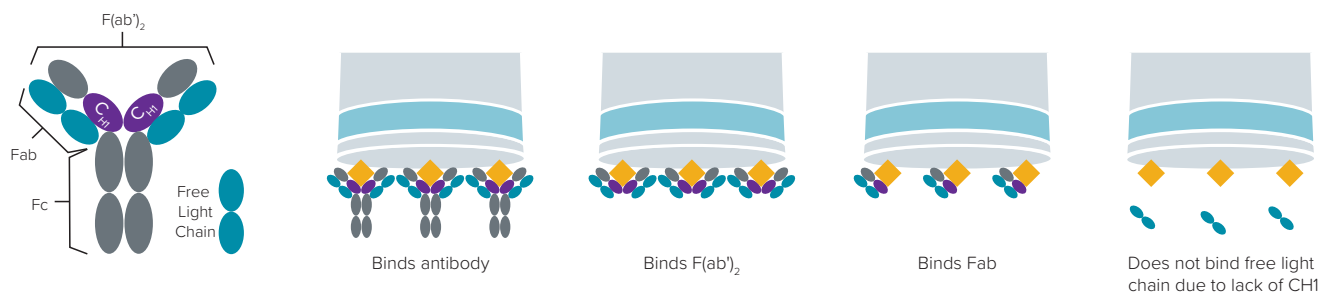
## Flexibility and versatility

The FAB2G Biosensor is qualified for both quantitation and kinetic applications. It enables researchers to quickly and easily detect and quantitate human Fab and IgG, or to capture them for affinity measurements with other analytes. Combined with the ease of use provided by the BLItz® platform or the high throughput provided by the Octet® systems, the Anti-Human Fab-CH1 Biosensor greatly accelerates laboratory workflows and reduces time to results. In addition, the BLItz platform's low (4 µL) sample volume enables measuring precious samples with the Anti-Human Fab-CH1 Biosensor. The biosensor can be easily regenerated using a 10 mM glycine solution at pH 1.7.

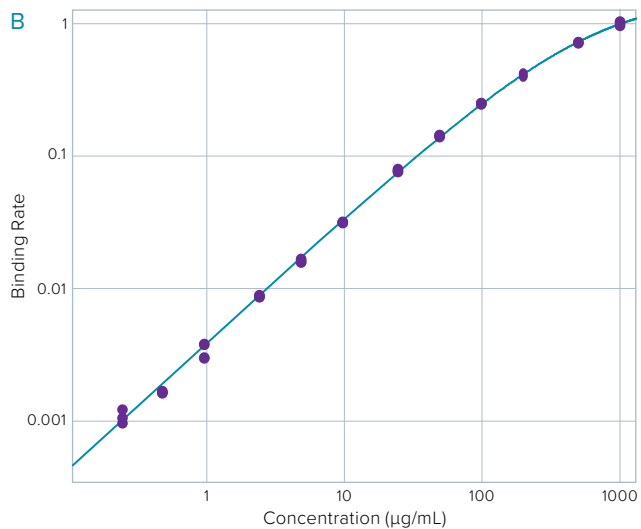
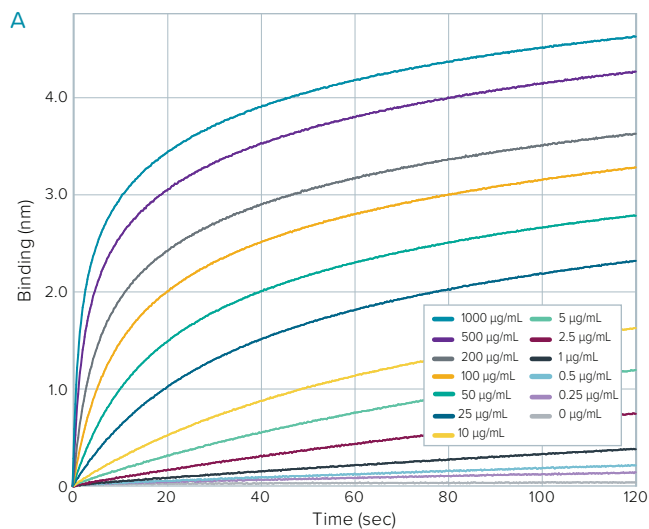
## Range of applications

The FAB2G Biosensor offers unparalleled ease of use and time-to-result in a wide range of biopharm discovery and development applications, including:

- Rapid quantitation of all subclasses of human Fab, F(ab')<sub>2</sub>, and IgG
- Affinity characterization of interactions between human Fab, F(ab')<sub>2</sub>, IgG and various binding partners
- Direct capture of human IgG 1/2/3/4 for easy studies with Fc Receptors including FcRn
- Efficient workflow for epitope binning/mapping of IgG or Fabs
- Cell line screening in process development
- Lot release testing assays for quality control

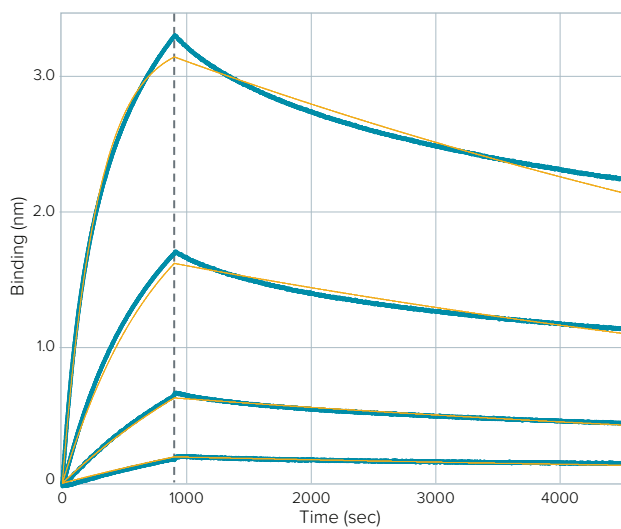


**Figure 1:** The Anti-Human Fab-CH1 2nd Generation Biosensor binds only the heavy chain CH1 domain of human Fab, F(ab')<sub>2</sub>, and IgG antibodies.



**Figure 2:** Dose response of Fab and IgG using FAB2G biosensors on the Octet RED384 system with assay parameters (1000 rpm, 2 min) for a standard dynamic range. A) Fab raw data traces. B) Resulting titration curves using triplicate samples.

For technical information on the Anti-Human Fab-CH1 Biosensor, see Technical Note 44, *Rapid Analysis of Fab fragments and IgG with Anti-Human Fab-CH1 2nd Generation (FAB2G) Biosensors*.



**Figure 3:** Kinetic analysis of the interaction between Fab ligand HlgG Fab (50 kDa) and interacting analyte, Goat anti-HlgG (H+L) specific (50 kDa) on the Octet RED384 system. Data were processed and the curve fit using a 1:1 binding model.

$k_{on}$	$k_{off}$	$K_D$
1.2E+04	5.0E-04	4.2E-08 M

**Table 1:** Kinetic results for the interaction between ligand HlgG F(ab')<sub>2</sub> (110 kDa) and an analyte using Anti-Human Fab CH1 biosensors for the data shown in Figure 3.

## Ordering information

Part No.	UOM	Description
18-5125	Tray	One tray of 96 biosensors coated with anti-human Fab-CH1 affinity ligand for quantitation and kinetic analysis of Fab fragments and full-length IgG.
18-5126	Pack	Five trays of 96 biosensors coated with anti-human Fab-CH1 affinity ligand for quantitation and kinetic analysis of Fab fragments and full-length IgG.
18-5127	Case	Twenty trays of 96 biosensors coated with anti-human Fab-CH1 affinity ligand for quantitation and kinetic analysis of Fab fragments and full-length IgG.



**ForteBio**  
47661 Fremont Boulevard  
Fremont, CA 94538  
888.OCTET-75 or 650.322.1360  
fortebio.info@moldev.com

**ForteBio Analytics (Shanghai) Co., Ltd.**  
No. 88 Shang Ke Road  
Zhangjiang Hi-tech Park  
Shanghai, China 201210  
salesops.china@moldev.com

**Molecular Devices (UK) Ltd.**  
660-665 Eskdale  
Winnersh Triangle  
Wokingham, Berkshire  
RG41 5TS, United Kingdom  
+44 118 944 8000  
uk@moldev.com

**Molecular Devices (Germany) GmbH**  
Bismarckring 39  
88400 Biberach an der Riss  
Germany  
+00800 665 32860