

Label-free Assays in a Drop



Protein Presence. Quantitation. Kinetics. Assay Development.

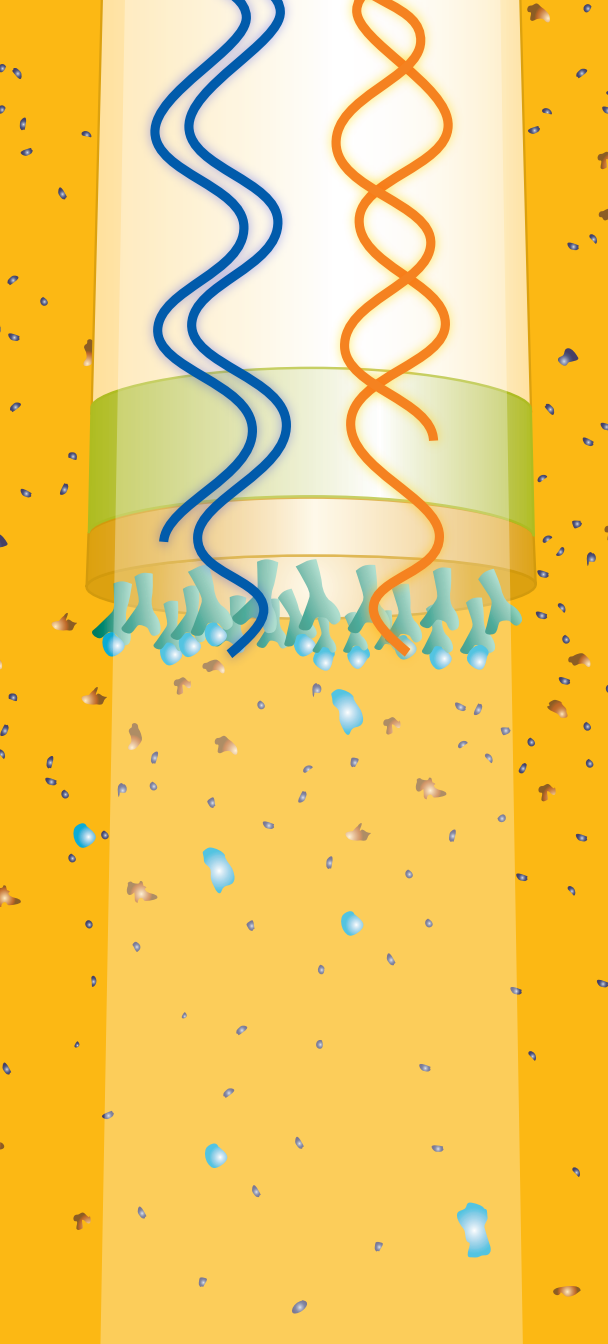
Drop. Read. Done.



The BLItz[®] system finally makes label-free analysis available to individual researchers. Priced so everyone can have one, you can now monitor protein binding interactions, quantify protein expression, analyze column fractions, QC reagents, and run protein engineering studies right at your own bench.

Just give the system a 4 μ L drop of sample, and it does the rest!

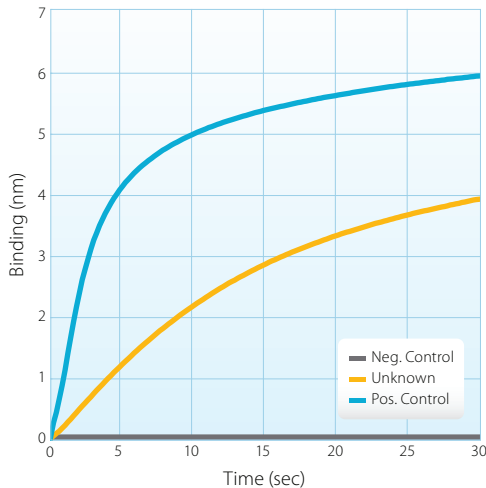




It's Label-Free.

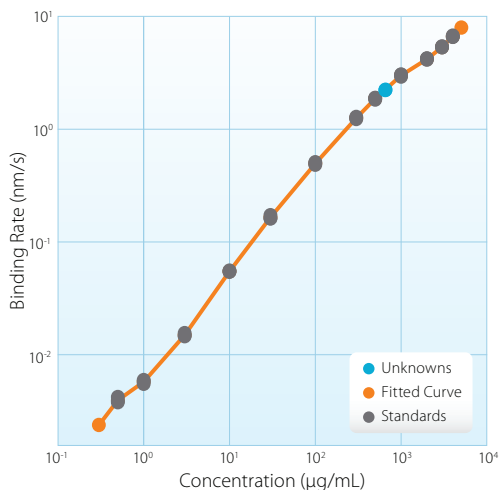
The BLItz system detects molecules as they bind to the surface of its Dip and Read™ biosensors using label-free BLI technology. This enables sensitive, real-time detection even in crude media. Biosensors are ready-to-use, disposable and available with a variety of surface chemistries to meet all your application needs.

Protein Presence: Instantly.



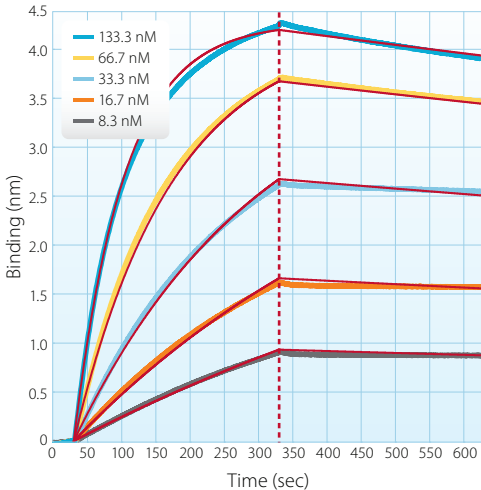
Detect the presence or absence of active proteins in just a drop of sample, and easily identify specific proteins in complex solutions. Data from the BLItz system complements existing methods like blots and gels, and its real-time binding curves give instant visual confirmation.

Protein Quantitation: Faster.



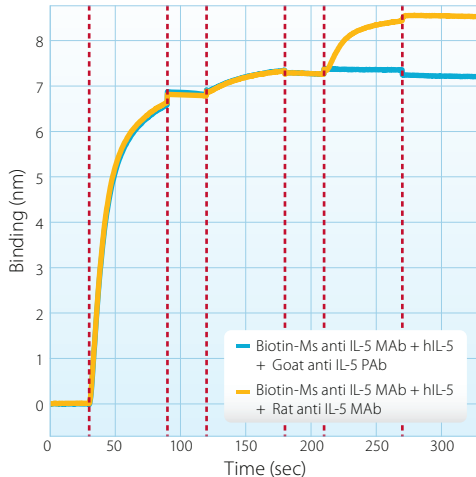
Measure protein concentration without labeling or secondary reagents — even in crude media. With a wide dynamic range and sensitivity down to a few ng/mL , the BLtz system gives you accurate quantitation in seconds compared to traditional methods that can often take hours.

Kinetics: Effortless.



Get rate and affinity constants for binding interactions (k_a , k_d , K_D) in minutes using only 4 μL of sample. With both a small price and a small size, the BLItz system can be your own personal label-free kinetics system. Ready to go right out of the box, its simple workflows let you run assays right at your lab bench with ease.

Assay Development: Smarter.



Monitoring the effects of changing conditions on binding interactions in real time, the BLItz system lets you develop better immunoassays in only a few minutes. Find the best antibody pairs, identify the best assay parameters, and even build and optimize an ELISA step-by-step.

About the BLitz System

Technology	Bio-layer Interferometry (BLI)
Sample volume	4 μ L
Dimensions	6.8" H x 6.0" W x 8.7" D (17.4 cm H x 15.3 cm W x 22.2 cm D)
Weight	7.2 lb (3.3 kg)
Power	100–240 V AC, 0.2–0.1 A, 50/60 Hz, 8 W (18 W peak)

Biosensors

Amine Reactive (AR2G)	Anti-Human Fc Capture (AHC) Anti-	Ni-NTA (NTA)
Aminopropylsilane (APS)	Human IgG Quantitation (AHQ)	Protein A (ProA)
Anti-FLAG (FLG)	Anti-mIgG-Fc Capture (AMC)	Protein G (ProG)
Anti-GST (GST)	Anti-Murine IgG Quantitation (AMQ)	Protein L (ProL)
Anti-Human Fab-CH1 (FAB)	Anti-Penta-HIS (HIS)	Streptavidin (SA)

To Order

BLitz system with BLitz Pro software and starter kit: P/N 45-5000

Learn More

If you analyze proteins, you should use the BLitz system! Visit BlitzMeNow.com or call [855.BLITZ.ME](tel:855.BLITZ.ME) to get more information on the system, applications or BLI technology.




Pall ForteBio
47661 Fremont Boulevard
Fremont, CA 94538
t: 888.OCTET-75
or 650.322.1360

www.fortebio.com

Pall ForteBio Europe
5 Harbournate Business Park
Southampton Road
Portsmouth, PO6 4BQ, UK
t: +44-(0)203 318 2840

Pall ForteBio Analytics (Shanghai) Co., Ltd.
No. 88 Shang Ke Road
Zhangjiang Hi-tech Park
Shanghai, China 201210
t: +86 21 51915777

© 2011–2016 Pall Corporation. Pall  BLitz, BLitz Pro, Dip and Read, and Octet are trademarks of Pall Corporation. * indicates a trademark registered in the USA.