

# Certificate of Analysis

Item number: OES-ISO57-CXP1

Lot number: CXP1-101

Line ID: ISO57

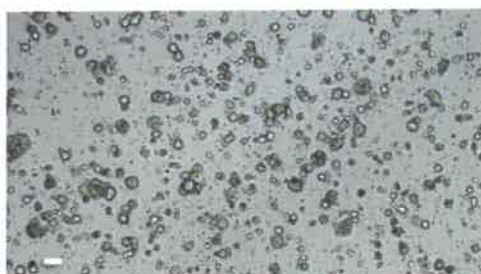
CofA Issue: 1

**Donor Age/Sex:** 51/Female  
**Species:** Human  
**Tissue:** Colorectal Cancer  
**Volume per vial:** ≥0.5 mL  
**Date frozen:** 10 MAR 2025  
**Format:** Organoids stored in freezing medium  
**Storage conditions:** Store at -150°C  
**Usage:** For research use only – organoids are single use only and not to be passaged for repeated use or for other organoid expansion processes

Characteristic	Specification	Result
Passage number	Not applicable	P21
Average organoids per vial	≥100,000	140,099
Average organoid size post thaw	Report results	38.19 µm
Growth after recovery (Visual observation)	Growth observed over 7 days	Growth observed over 7 days
Mycoplasma (PCR based assay)	Not detected	Not detected
Viral screening HIV-1, HIV-2 HBV CMV EBV HPV (PCR based assay)	Not detected Not detected Not detected Not detected Not detected	Not detected Not detected Not detected Not detected Not detected
Sterility Bacteria, yeast and fungi (Direct inoculation)	Not detected	Not detected

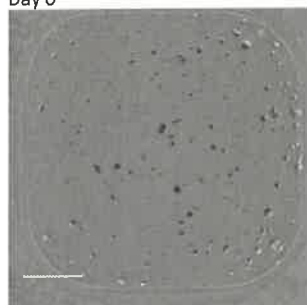
Representative image of  
organoids in culture:

4x magnification  
scale bar = 100µm

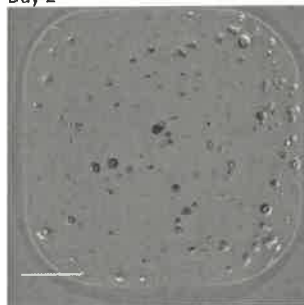


Representative images following thaw (4x magnification, scale bar = 700µm)

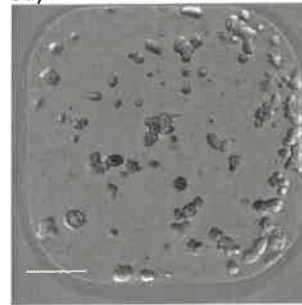
Day 0



Day 2



Day 7



# Certificate of Analysis



Item number: OES-ISO57-CXP1

Lot number: CXP1-101

Line ID: ISO57

CofA Issue: 1

## Written by:

Name	Role	Signature	Date
Carly Bunston	Scientist	<i>CB</i>	08 APR 2025.

## QA approval:

Name	Role	Signature	Date
Ben Jones	QA Specialist	<i>C B Jones</i>	08 APR 2025